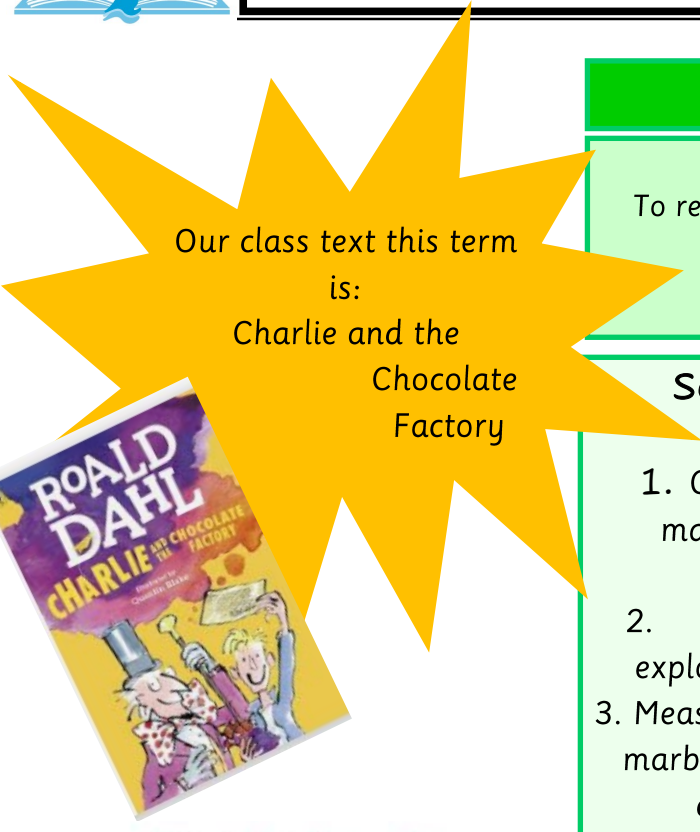




The Good, the Bad and the Ugly -



IF YOU HAVE
good thoughts
they will SHINE
out of your face like
SUNBEAMS
and you will
ALWAYS look
lovely

Science

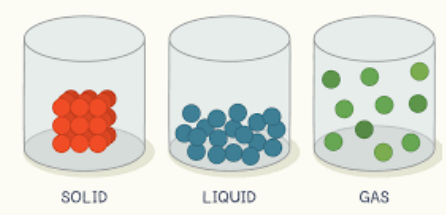
Intent:
To recognise three states of matter and their properties.

Sequence of Lessons:

1. Compare and group materials in to solid, liquid or gas.
2. Ask questions about exploding pop fireworks
3. Measure the time taken for marbles to travel through different liquids
5. Observe that some materials like chocolate change state when heated or cooled.

Vocabulary
Solid, liquid, gas, particles, state, materials, properties, matter, melt, freeze, water, ice, temperature, process, condensation, evaporation, water vapour, energy, precipitation, collection.

Outcome/Composite
Children able to explain solids, liquids and gases using drama.



RE

Intent:
Children will learn and explore the Christian version of creation.

Sequence of Lessons:

1. What is wonderful about the world?
2. What does the word creation mean?
3. What can we learn about creation from the Christian story in Genesis?
4. How should humans treat the earth?
5. What can we learn about temptation from the story of 'the fall'?
6. Why do Christians pray?

Vocabulary
Creation, Bible, God, Genesis, nature, earth, good, care, wonders, wonderful, kindness, stewards, stewardship, gratitude, forgiveness, sin, prayer.

Outcome/Composite
Children will produce a newspaper article examining the stories of the creation and 'the fall'.



Art

Intent:

Sequence of Lessons:

1. How can I join wood together?
2. How can I create a mood using colour?
3. How can I add make my text stand out?
4. How can I use Quentin Blake's techniques to draw a still life?

Vocabulary
Line, form, shape, outline, blend, mix, form, texture, pattern, pinch, coil.

Outcome/Composite
To create a wooden sign using Dahl quotes



ICT

Intent:
Use a variety of software to accomplish a goal.

Sequence of Lessons:

1. Add, resize and organise colour or picture backgrounds.
2. Add, resize, organise characters/objects to different panels.
3. Add narration using text and direct speech using speech bubbles.
4. Save comic with name and title. (Year 3 skill)
5. Add audio recordings. (optional) (Year 3 skill)

Outcome/Composite
Create a digital comic based on a Roald dahl story

PSHE

We will be learning how to keep safe. This will include: Learning and practising how to keep safe. Learning how to care for yourself and others Learning how to safely get help in an emergency, including calling 999.

Music

Intent:
Children will continue to develop their composition skills in response to different stimuli.

Sequence of Lessons:

1. What are rhymes?
2. How do we create a rhythm?
3. Is rap, music or poetry?
4. How can literature inspire music?

Children will also participate in 'a song a day' and the schools KS2 Christmas Carol Service.


Vocabulary
Rap, rhyme, rhythm, beat, lyrics, poetry, crochet, quaver, tempo, genre.

Outcome/Composite
Children will write their own revolting rhyme with accompanying rhythm.



FRENCH

The focus for this half term is hobbies and pets. Children will be introduced to the verbs to play, to read and to watch, alongside some useful phrases and numbers 11-20.



PE

Games:
Striking and Fielding
This term the children will also participate in swimming lessons.

REAL PE
Skill: Jumping and landing.
Balance: Seated.